

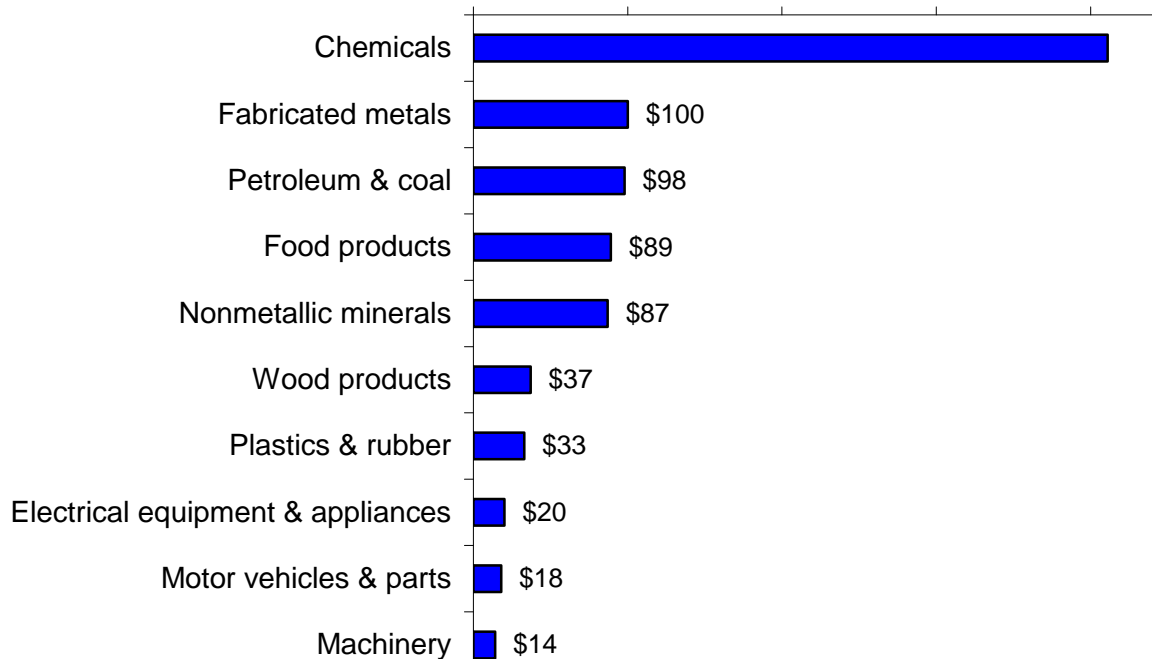
Facts About Wyoming Manufacturing

Manufacturing Employment and Wages	
Employees, December 2007	10,500
Manufacturing businesses, 2005	648
Average annual manufacturing wages*, 2007	\$42,493
Average annual state wages*, 2007	\$36,637
*Wages do not include benefits as data is not available by state	


Manufacturing Share of Wyoming, 2006	
Manufacturing Growth in Wyoming (2001-2006)	-33.1%
Wyoming GDP, \$ billions	\$29.6
Manufacturing share of Wyoming GDP, \$ millions	\$994
Manufacturing share of Wyoming GDP, %	3.4%

Top 10 Wyoming Manufacturing Sectors 2004

\$ millions \$- \$100 \$200 \$300 \$400



Bulk of WY Exports are Manufactured Goods 2005^a, \$ millions, as a percent of total merchandise exports



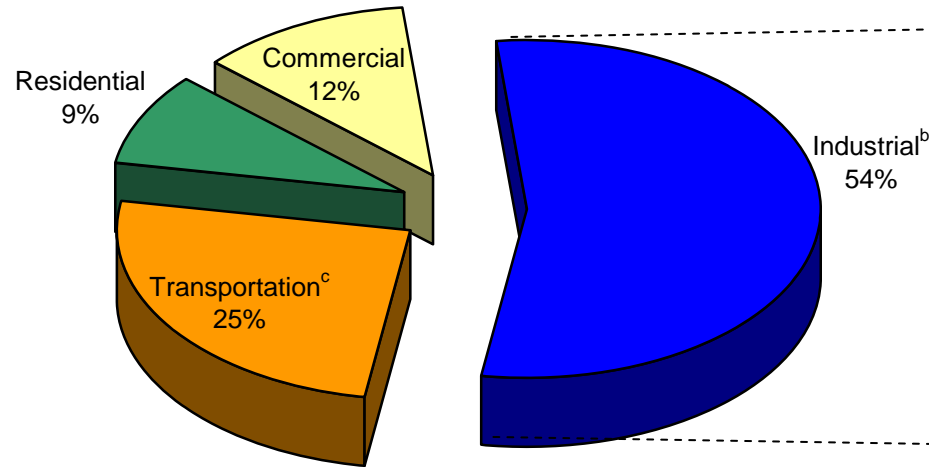
Total Wyoming 2005 Merchandise Exports: \$669 million

Sources: U.S. Bureau of Labor Statistics, U.S. Bureau of Economic Analysis, U.S. Census Bureau and Commerce Department

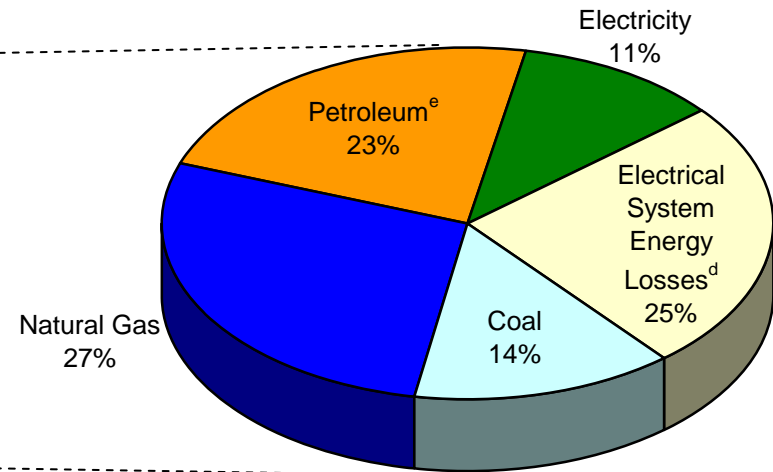
^a/ Service exports data are not available by state.

Energy Facts: Wyoming Industries

Wyoming Industries Use More Than Half of Energy Supply, End-Use Sectors of Energy, as a percent of total energy consumed^a



Wyoming Industries' Energy Usage^b, as a percent of total energy usage^a



Fact: Despite enactment of the 2006 Gulf of Mexico Energy Security Act, more than 80% of the area in the Outer Continental Shelf is off-limits to energy development. The U.S. Energy Department estimates that maintaining U.S. economic growth through 2025 will require a 40% increase in natural gas.

Source: Department of Energy, Energy Information Administration (EIA)

a/ Energy usage is measured in trillions of British thermal units (Btu).

b/ The manufacturing sector consumes 70 percent of industrial's usage nationwide, according to EIA's Manufacturing Energy Consumption data. The industrial sector includes manufacturing, agriculture, forestry, fishing, and hunting, mining (including oil and gas extraction), and construction sectors. Wyoming industries consumed 238 trillion Btu or 54% of the total 439 trillion Btu consumed in the state, according to the EIA's 2001 statistics.

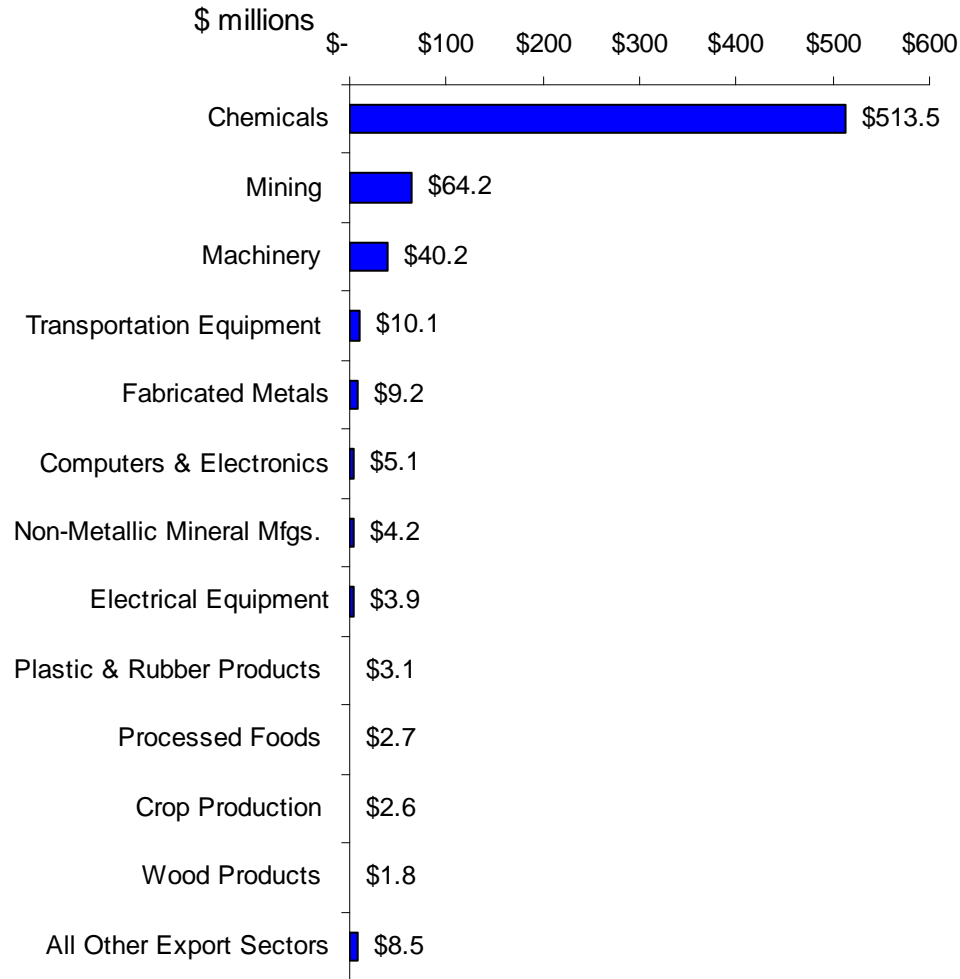
c/ The transportation sector includes residential, commercial and industrial energy usage. Disaggregated data for transportation is not available.

d/ Incurred in the generation, transmission and distribution of electricity plus plant use and unaccounted for electrical system energy losses.

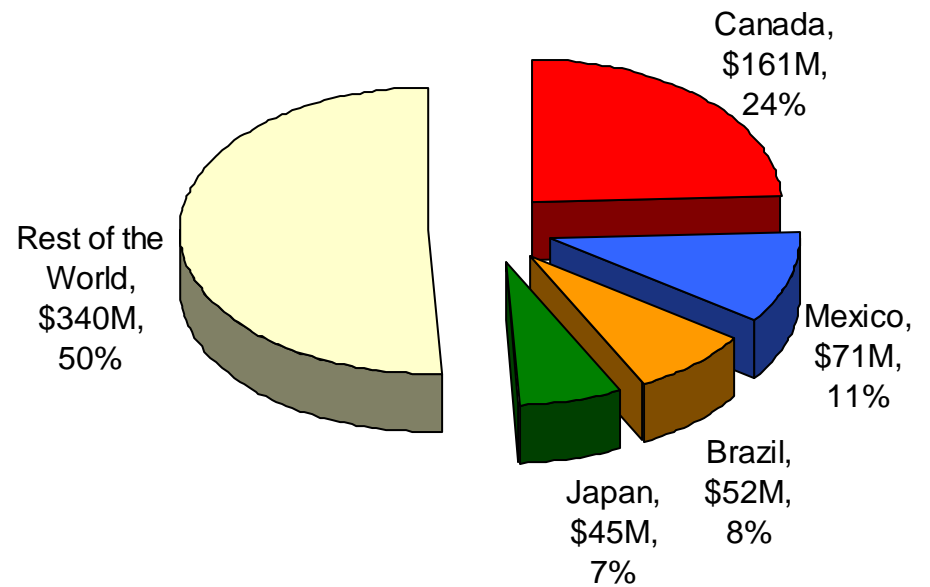
e/ Petroleum includes the following sources: asphalt and road oil, distillate fuel, kerosene, LPG (Liquefied Petroleum Gas), lubricants, motor gasoline, residual fuel and other petroleum products.

Trade Facts: Wyoming Manufacturing

Top Wyoming Export Sectors 2005,



Top Wyoming Export Markets 2005,
\$ millions,
as a percent of total exports



Fact: Wyoming manufacturers in 2005 exported \$599 million of the \$669 billion in total goods or 90% of exports.
(Source: U.S. Commerce Department).