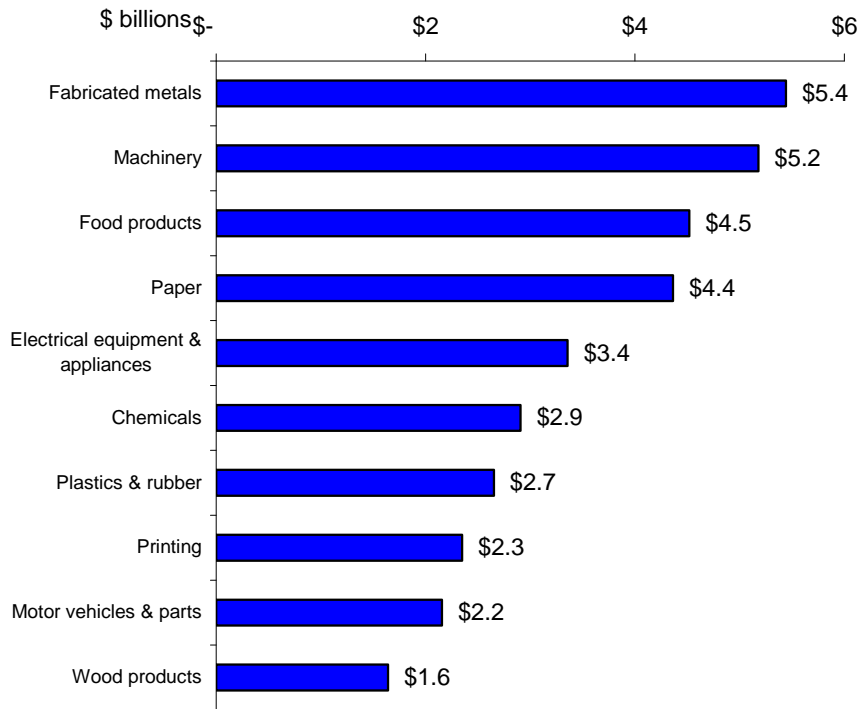


Facts About Wisconsin Manufacturing

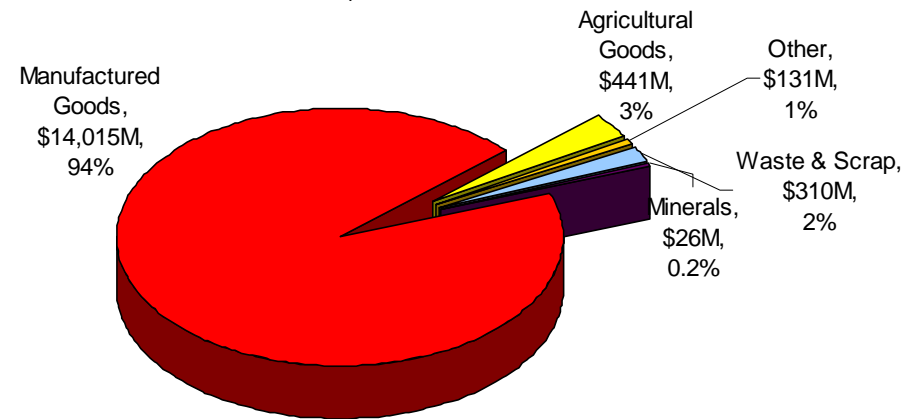
Manufacturing Employment and Wages	
Employees, December 2007	496,400
Manufacturing businesses, 2005	10,406
Average annual manufacturing wages*, 2007	\$45,974
Average annual state wages*, 2007	\$36,823
*Wages do not include benefits as data is not available by state	

Manufacturing Share of Wisconsin, 2006	
Manufacturing Growth in Wisconsin (2001-2006)	10.0%
Wisconsin GDP, \$ billions	\$227.2
Manufacturing share of WI GDP, \$ billions	\$47.2
Manufacturing share of WI GDP, %	21.0%

Top WI Manufacturing Sectors, 2004



Bulk of WI Exports are Manufactured Goods 2005^a, \$ millions



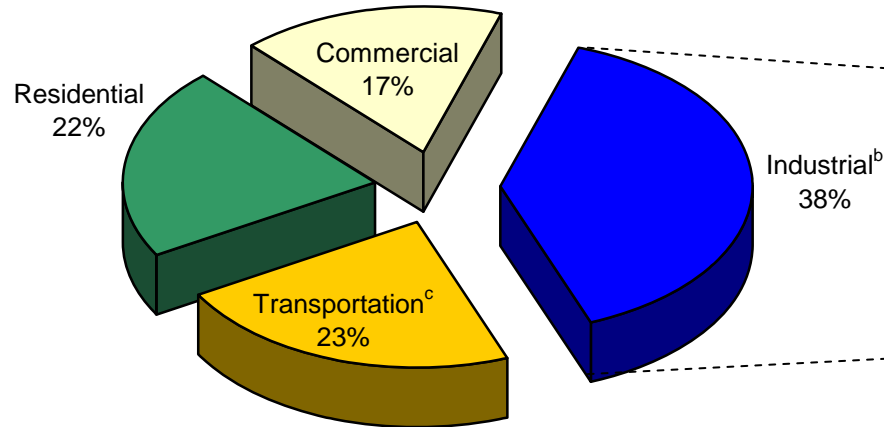
Total Wisconsin 2005 Merchandise Exports: \$14.9 billion

Sources: U.S. Bureau of Labor Statistics, U.S. Bureau of Economic Analysis, U.S. Census Bureau and Commerce Department

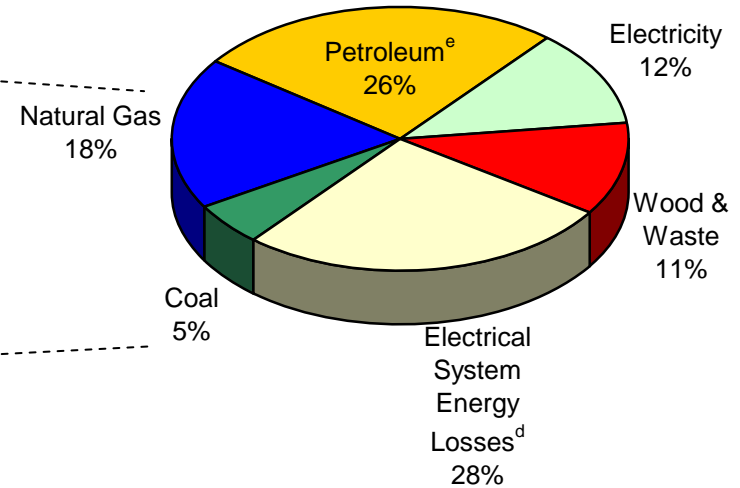
^a/ Service exports data are not available by state.

Energy Facts: Wisconsin Industries

WI Industries Use Bulk of Energy Supply,
End-Use Sectors of Energy,
as a percent of total energy consumed^a



WI Industries' Energy Usage^b,
as a percent of total energy usage^a



Fact: Despite enactment of the 2006 Gulf of Mexico Energy Security Act, more than 80% of the area in the Outer Continental Shelf is off-limits to energy development. The U.S. Energy Department estimates that maintaining U.S. economic growth through 2025 will require a 40% increase in natural gas.

Source: Department of Energy, Energy Information Administration (EIA)

a/ Energy usage is measured in trillions of British thermal units (Btu).

b/ The manufacturing sector consumes 70 percent of industrial's usage nationwide, according to EIA's Manufacturing Energy Consumption data. The industrial sector includes manufacturing, agriculture, forestry, fishing, and hunting, mining (including oil and gas extraction), and construction sectors. Wisconsin industries consumed 729 trillion Btu or 39% of the total 1,863 trillion Btu consumed in the state, according to the EIA's 2001 statistics.

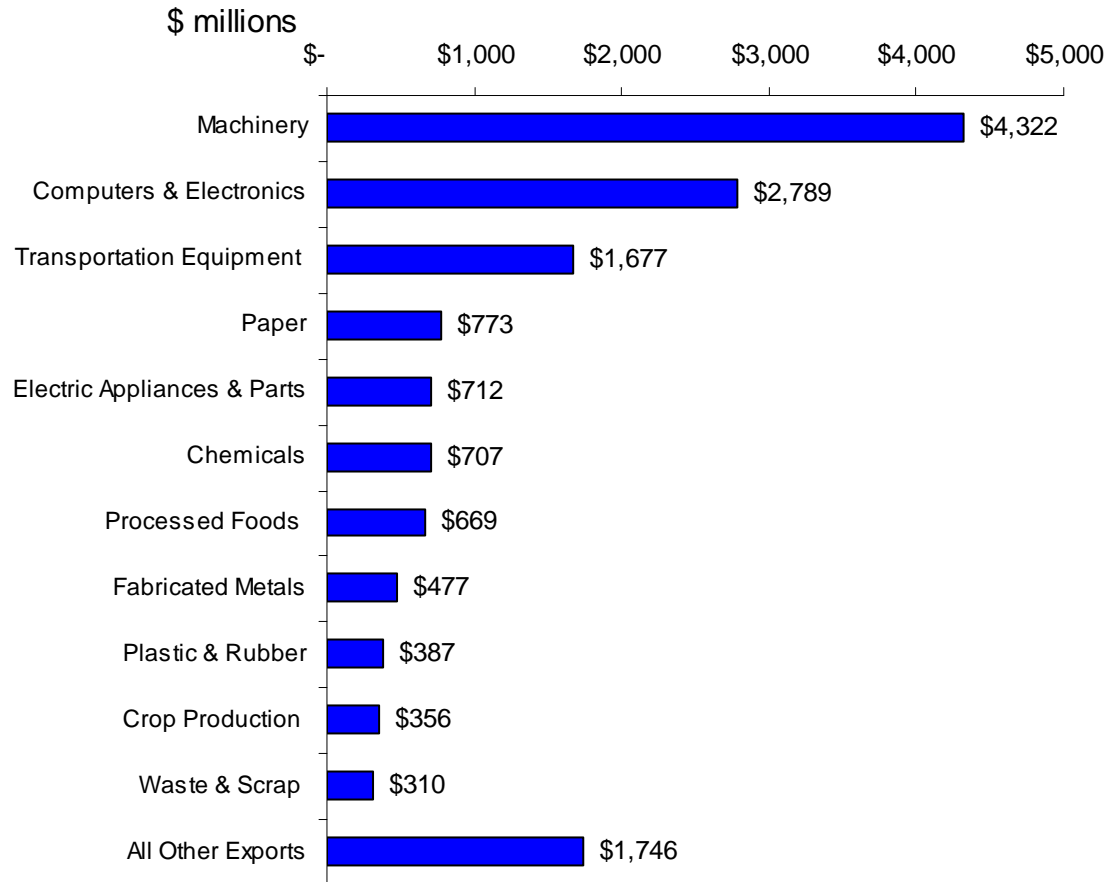
c/ The transportation sector includes residential, commercial and industrial energy usage. Disaggregated data for transportation is not available.

d/ Incurred in the generation, transmission and distribution of electricity plus plant use and unaccounted for electrical system energy losses.

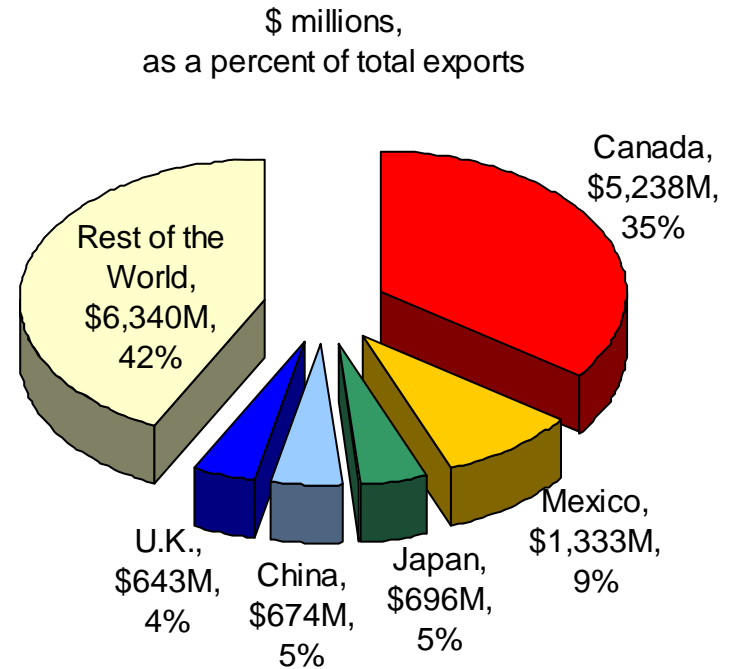
e/ Petroleum includes the following sources: asphalt and road oil, distillate fuel, kerosene, LPG (Liquefied Petroleum Gas), lubricants, motor gasoline, residual fuel and other petroleum products.

Trade Facts: Wisconsin Manufacturing

Top WI Export Sectors 2005,



Top WI Export Markets 2005,



Fact: Wisconsin manufacturers in 2005 exported \$14 billion of the \$14.9 billion in total goods, or 94% of exports. More than 40% of Wisconsin's exports are bought from neighboring NAFTA countries (Source: U.S. Commerce Department).