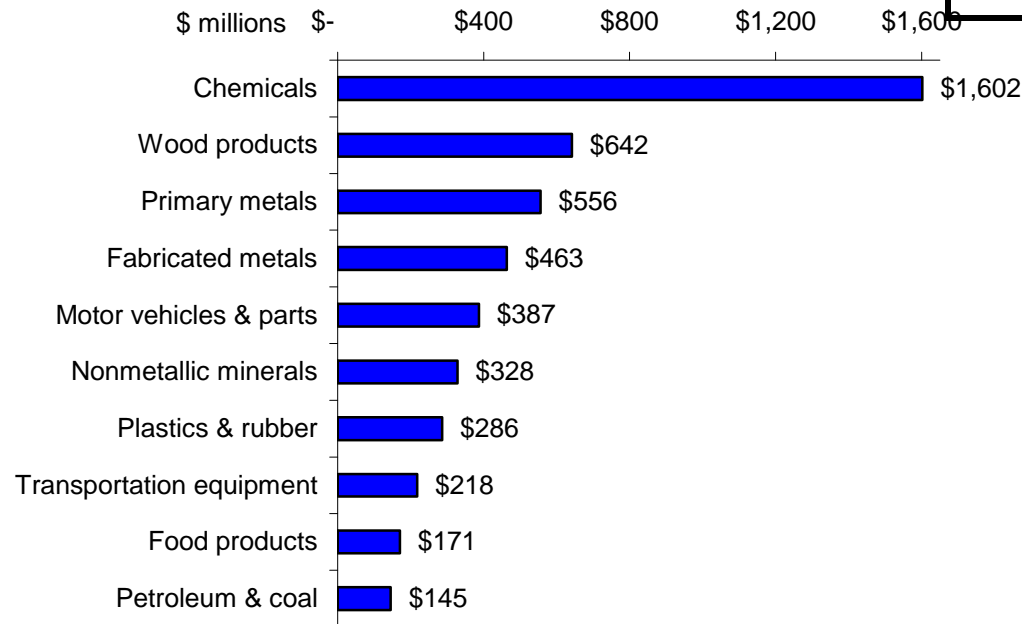


Facts About West Virginia Manufacturing

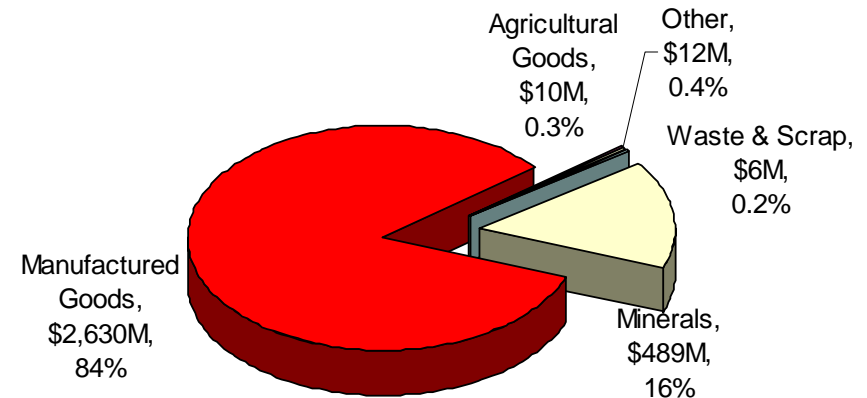
Manufacturing Employment and Wages	
Employees, December 2007	58,600
Manufacturing businesses, 2005	1,546
Average annual manufacturing wages*, 2005	\$44,234
Average annual state wages*, 2005	\$32,724
*Wages do not include benefits as data is not available by state	

Manufacturing Share of West Virginia, 2006	
Manufacturing Growth in WV (2001-2006)	2.5%
West Virginia GDP, \$ billions	\$55.7
Manufacturing share of West Virginia GDP, \$ billions	\$6.1
Manufacturing share of West Virginia GDP, %	11%

Top 10 WV Manufacturing Sectors, 2004



Bulk of WV Exports are Manufactured Goods 2005^a, \$ millions, as a percent of merchandise exports



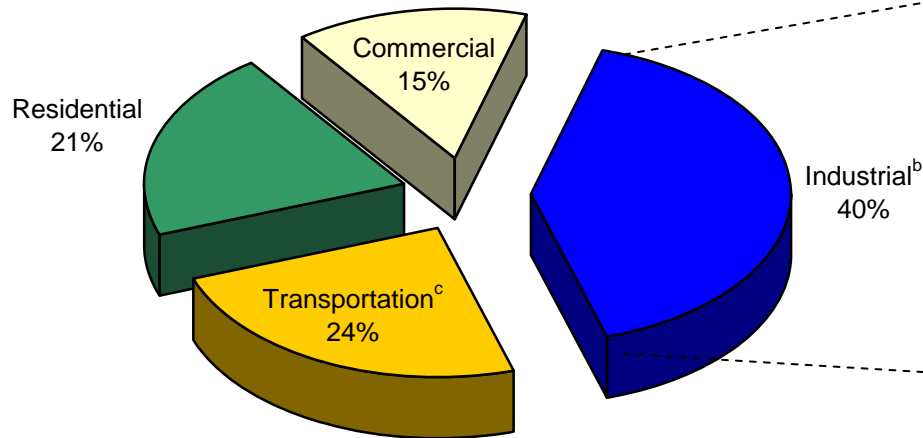
West Virginia 2005 Total Exports: \$3.1 billion

Sources: U.S. Bureau of Labor Statistics, U.S. Bureau of Economic Analysis, U.S. Census Bureau and Commerce Department

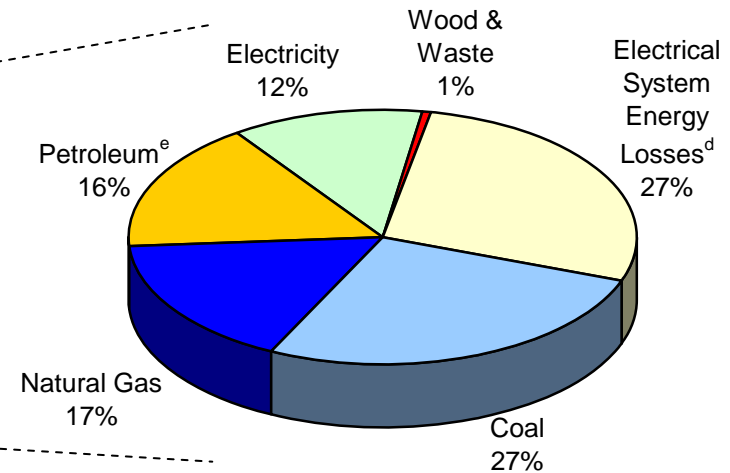
^a/ Service exports data are not available by state.

Energy Facts: West Virginia Industries

WV Industries Use Bulk of Energy Supply,
End-Use Sectors of Energy,
as a percent of total energy consumed^a



VW Industries' Energy Usage^b,
as a percent of total energy usage



Fact: Despite enactment of the 2006 Gulf of Mexico Energy Security Act, more than 80% of the area in the Outer Continental Shelf is off-limits to energy development. The U.S. Energy Department estimates that maintaining U.S. economic growth through 2025 will require a 40% increase in natural gas.

Source: Department of Energy, Energy Information Administration (EIA)

a/ Energy usage is measured in trillions of British thermal units (Btu).

b/ The manufacturing sector consumes 70 percent of industrial's usage nationwide, according to EIA's Manufacturing Energy Consumption data. The industrial sector includes manufacturing, agriculture, forestry, fishing, and hunting, mining (including oil and gas extraction), and construction sectors. West Virginia industries consumed 311 trillion Btu or 40% of the total 762 trillion Btu consumed in the state, according to the EIA's 2001 statistics.

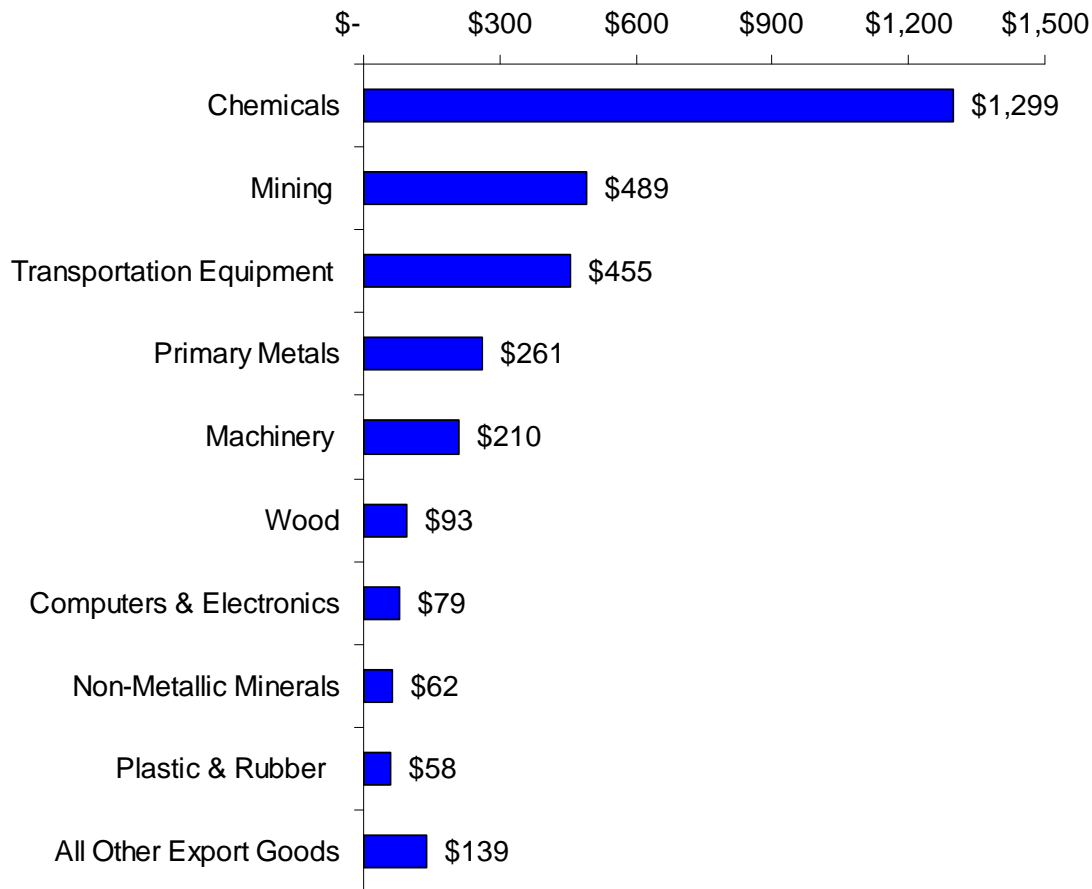
c/ The transportation sector includes residential, commercial and industrial energy usage. Disaggregated data for transportation is not available.

d/ Incurred in the generation, transmission and distribution of electricity plus plant use and unaccounted for electrical system energy losses.

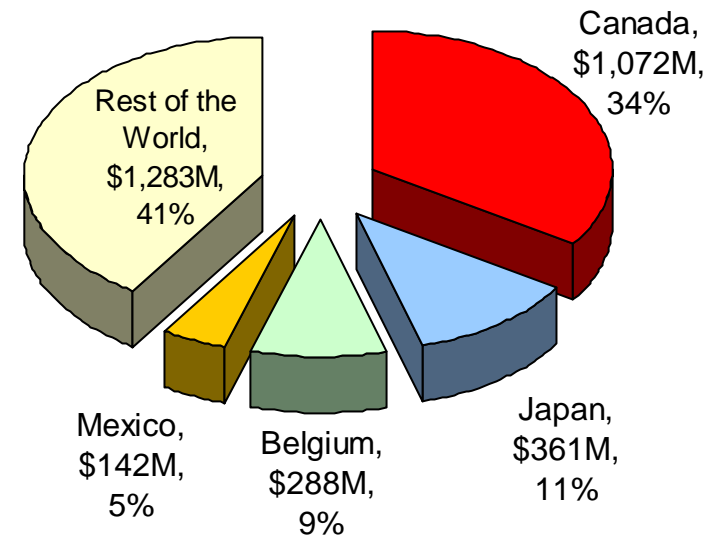
e/ Petroleum includes the following sources: asphalt and road oil, distillate fuel, kerosene, LPG (Liquefied Petroleum Gas), lubricants, motor gasoline, residual fuel and other petroleum products.

Trade Facts: West Virginia Manufacturing

Top WV Exports 2005,
\$ millions



Top VW Export Markets 2005,
\$ millions,
as a percent of total exports



Fact: West Virginia manufacturers in 2005 exported \$2.6 billion of the \$3.1 billion in total goods, or 84% of exports.
(Source: U.S. Commerce Department)