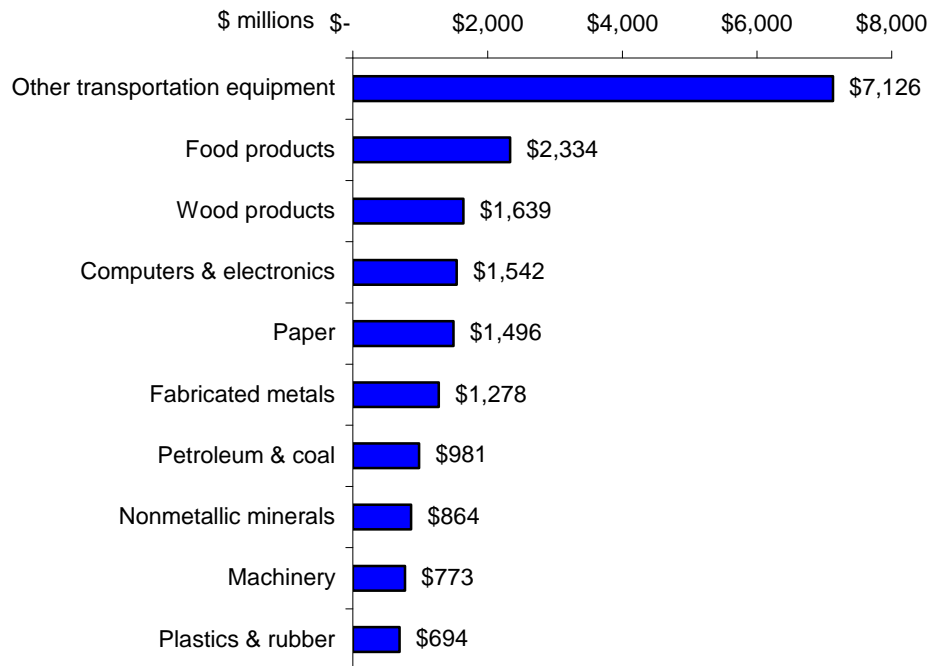


Facts About Washington Manufacturing

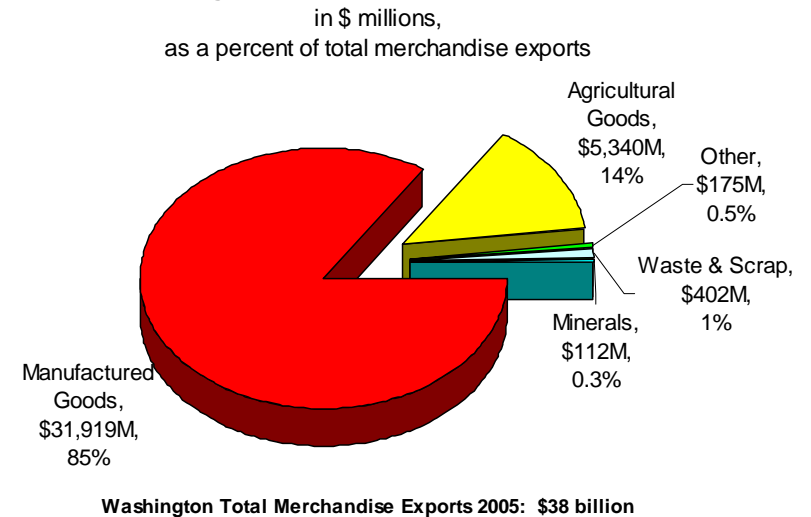
Manufacturing Employment and Wages	
Employees, December 2007	295,500
Manufacturing businesses, 2005	7,434
Average annual manufacturing wages*, 2007	\$58,206
Average annual state wages*, 2007	\$42,890
*Wages do not include benefits as data is not available by state	

Manufacturing Share of Washington, 2006	
Mfg Growth in Washington (2001-2006)	24.7
Washington GDP, \$ billions	\$293.5
Manufacturing share of WA GDP, \$ billions	\$32.9
Manufacturing share of WA GDP, %	13.7%

Top 10 Washington Manufacturing Sectors 2004^a



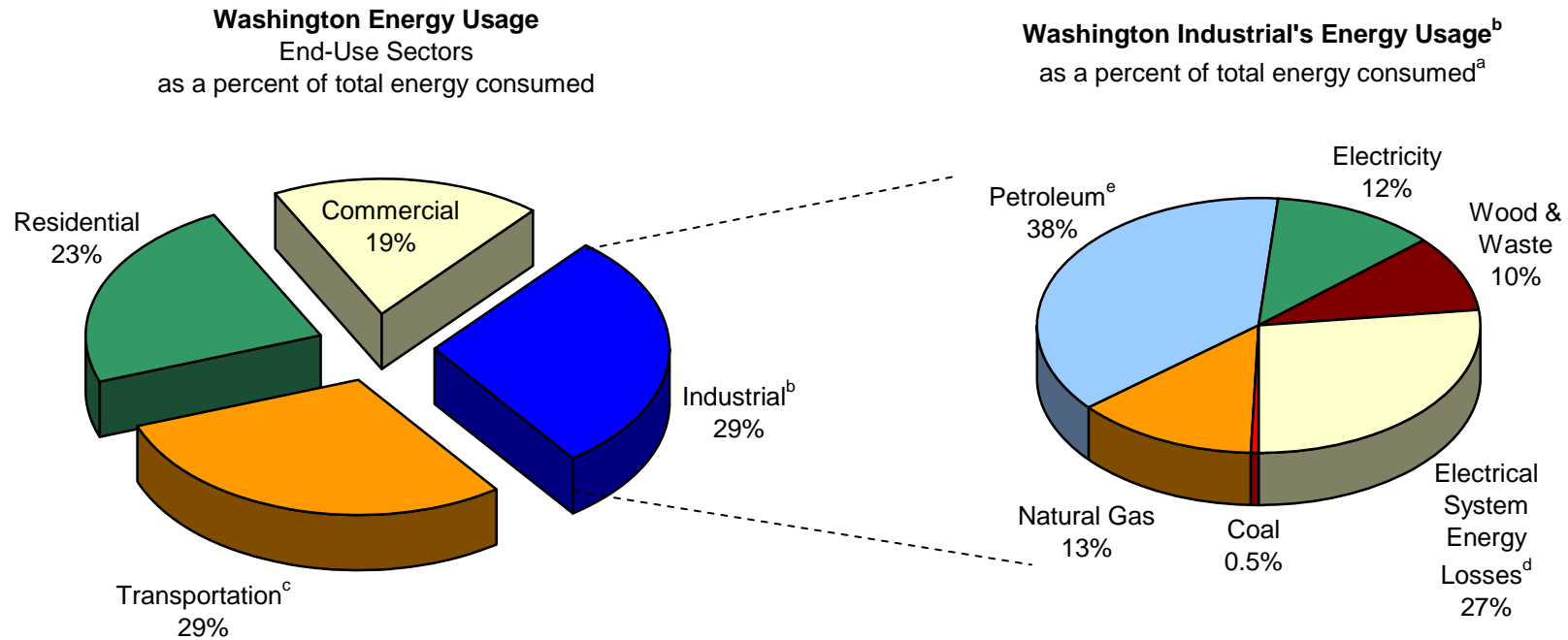
Bulk of Washington Exports are Manufactured Goods 2005^a



Sources: U.S. Bureau of Labor Statistics, U.S. Bureau of Economic Analysis, U.S. Census Bureau and Commerce Department

^a/ Service exports data are not available by state.

Energy Facts: Washington Industries



Fact: Despite enactment of the 2006 Gulf of Mexico Energy Security Act, more than 80% of the area in the Outer Continental Shelf is off-limits to energy development. The U.S. Energy Department estimates that maintaining U.S. economic growth through 2025 will require a 40% increase in natural gas.

Source: Department of Energy, Energy Information Administration (EIA)

a/ Energy usage is measured in trillions of British thermal units (Btu).

b/ The manufacturing sector consumes 70 percent of industrial's usage nationwide, according to EIA's Manufacturing Energy Consumption data. The industrial sector includes manufacturing, agriculture, forestry, fishing, and hunting, mining (including oil and gas extraction), and construction sectors. Washington industries consumed 586 trillion Btu or close to a third of the total 2034 trillion Btu consumed in the state, according to the EIA's 2001 statistics.

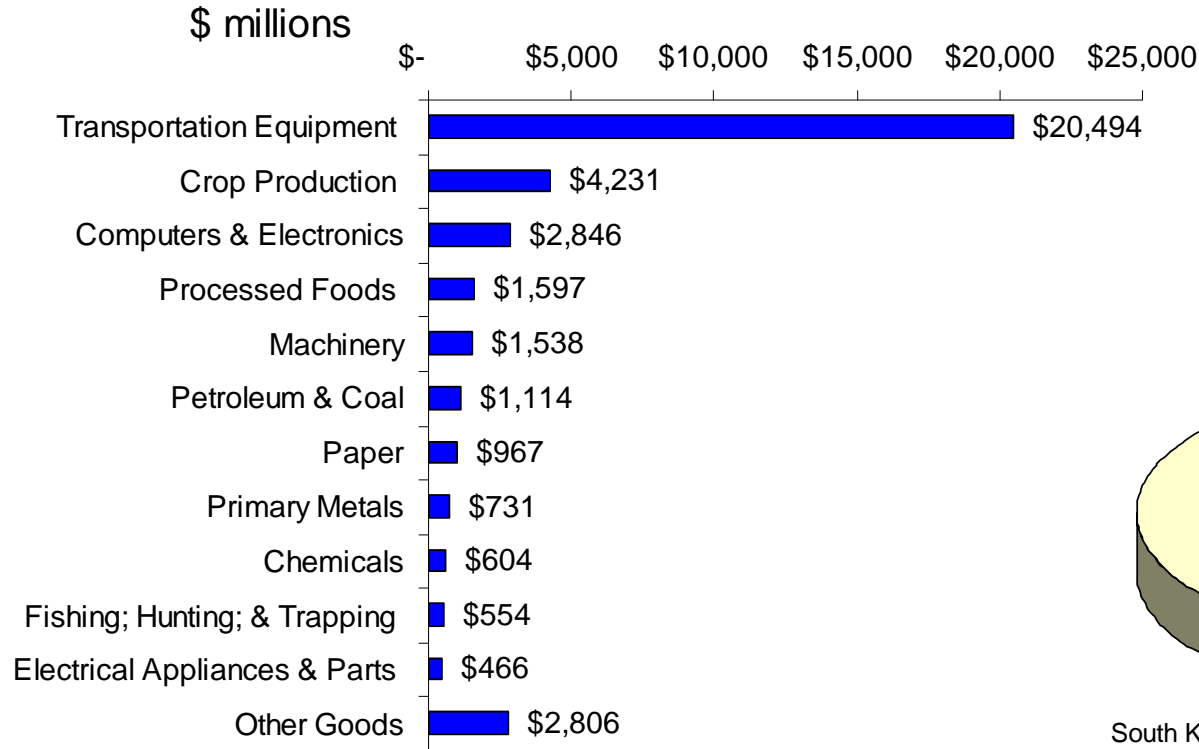
c/ The transportation sector includes residential, commercial and industrial energy usage. Disaggregated data for transportation is not available.

d/ Incurred in the generation, transmission and distribution of electricity plus plant use and unaccounted for electrical system energy losses.

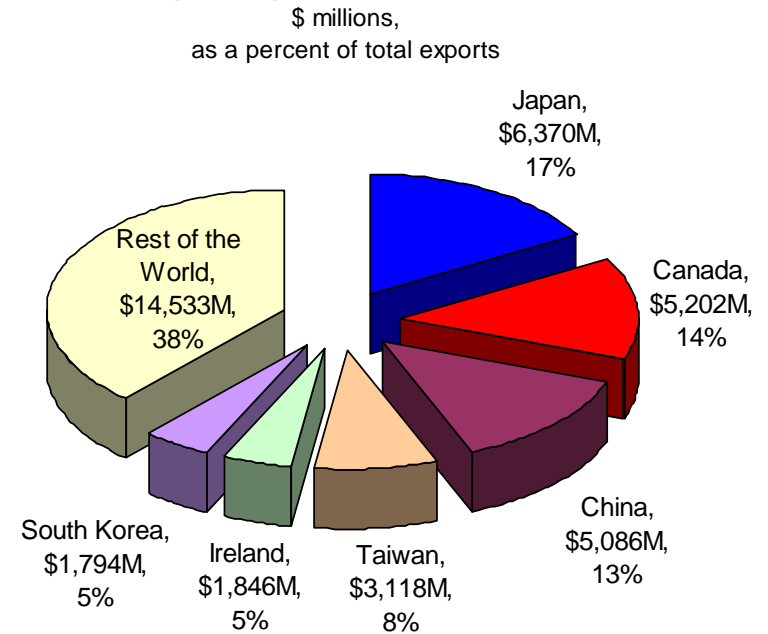
e/ Petroleum includes the following sources: asphalt and road oil, distillate fuel, kerosene, LPG (Liquefied Petroleum Gas), lubricants, motor gasoline, residual fuel and other petroleum products.

Trade Facts: Washington Manufacturing

Top WA Export Sectors 2005



Top WA Export Destinations 2005



Fact: Washington manufacturers in 2005 exported \$32 billion of the \$38 billion in total goods, or 85% of exports.
(Source: U.S. Commerce Department)